

All-new KONA Electric





Live unlimited.

With its futuristic new look, a more dynamic road presence and a larger living space for all your adventures – this bold, upscaled SUV offers you cutting-edge smart tech coupled with an outstanding driving range of up to 319 miles*.

*Range according to WLTP combined cycle. Driving range may vary slightly depending on road conditions, your driving style and the temperature. It is also dependent on the type of tyres equipped. WLTP maximum electric range for all-new KONA Electric Ultimate 65.4kWh (FWD) 17" Wheels. Actual range may vary.

A sharper and bolder new look.

The all-new KONA Electric's sleek exterior design started with an EV-first approach, but despite its futuristic appearance, this Hyundai never lets anyone forget that it's an SUV. The pure, distinctive front end is highlighted by a Pixelated Seamless Horizon Lamp, arching elegantly across the entire bonnet for a more dynamic road presence. Together with the full projection LED headlamps integrated in the front bumper, the distinctive twin headlamp design creates a truly eye-catching lighting signature.





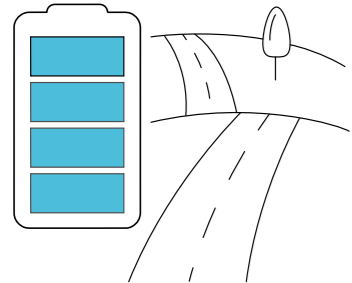
Sculpted lines and stylish edge.



Its sporty character is embodied by the body-coloured wheel arch cladding, building on the iconic design identity of the first KONA. And mirroring the front for a harmonious overall look, the rear Pixelated Seamless Horizon Lamp rounds out a unique LED lighting signature that really sets the all-new KONA Electric apart from the crowd. On the side, sharp diagonal parametric surfaces harmonise with the satin chrome moulding that slices through the beltline to sporty rear spoiler - creating a contour that wraps around the entire vehicle.

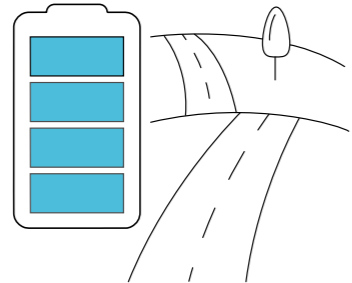
Drive unlimited. With outstanding range and thrilling acceleration.

65.4 kWh



319 miles*

48.4 kWh



234 miles*

Nobody ever said that electric mobility had to be boring. Thrillingly quick off the line thanks to 255 Nm of torque delivered by the all-electric powertrain, this sporty SUV is seriously fun to drive – accelerating from 0-62.5 MPH in only 7.8 seconds in the 17" wheel version equipped with the Long Range battery. Depending on your mobility needs and performance wants, you can pick your power and preferred range: the Standard Range 48.4 kWh battery with up to 234 miles driving range. Or the Long Range 65.4 kWh version that delivers best-in-class range with up to 319 miles on a single charge.*

*Range according to WLTP combined cycle. Driving range may vary slightly depending on road conditions, your driving style and the temperature. It is also dependent on the type of tyres equipped. Up to 319 miles WLTP maximum electric range for all-new KONA Electric 65.4kWh (FWD) 17" Wheels. Up to 234 miles WLTP maximum electric range for all-new KONA Electric 48.4kWh (FWD) 17" Wheels. - Actual range may vary.



Interior colours.

Featuring new colours and materials, the all-new KONA Electric is available with the following interior colour schemes:

Advance Trim



Black Mono

Ultimate Trim (Standard)



Fossil Grey Mono (Eco Pack)*

Ultimate Trim (Optional Extra)



Black Mono

Ultimate Trim (Optional Extra)




Grey Two-Tone - Light Grey / Dark Grey



Seats: Black Cloth



Seats: Eco Suede and Leather (seat facing only)



Seats: Black Leather (seat facing only)



Seats: Light Grey Leather (seat facing only)

* The Eco Pack makes innovative use of environmentally friendly materials such as 100% recycled PET in the floor carpet, eco-processed leather and Eco suede with 8% Bio material.

Specifications and dimensions.

For full technical & specification data and price list please click [here](#)

Type	Long Range 65.4 kWh		Standard Range 48.4 kWh	
Motor Type	Permanent Magnet Synchronous Motor (PMSM)		Permanent Magnet Synchronous Motor (PMSM)	
Max. Power (kW)	160		115	
Max. Power (PS)	218		156	
Max. Torque (Nm)	255		255	
Battery				
Type	Lithium-Ion Polymer		Lithium-Ion Polymer	
Capacity (kWh)	65.4		48.4	
On Board Charger (OBC)				
Max Capacity (kW)	10.4		10.4	
Performance				
Max. Speed (mp/h)	107		101	
Acceleration 0-62 mp/h (sec)	7.8		8.8	
CO₂ Emissions / Efficiency / Range				
	Wheel size 17"		Wheel size 19"	
CO ₂ combined (g/km)	0	0	0	0
Energy consumption combined (kWh per 100 km)	14.7	16.6	14.6	N/A
Driving Range (miles)*	319	282	234	N/A
Charge Time				
Standard (AC)	7.4 kW Wallbox (10-100%)	Approx 8 hr 0 min	Approx 6 hr 0 min	
Quick Charge (DC)	50 kW (10-100%)	Approx 1 hr 40 min	Approx 1 hr 38 min	
	100 kW (10-100%)	1 hr 22 min	Approx 1hr 22 min	
Weight				
Curb Weight (kg)	1,698 – 1,795		1,615 – 1,690	
Roof Rack Load (kg)	100		100	
Vertical Load (kg)	100		100	
Trailer weight (kg) with brake	750		300	
Trailer weight (kg) without brake	300		300	

* Range according to WLTP cycle. Driving range may vary depending on road conditions, your driving style and the temperature. It is also is dependent on the type of tyres equipped. The exterior colour of the vehicle depicted in the images may not be available for purchase. Please consult your dealer to obtain information on the available products.



Overall Width excluding door mirrors. 1,825
Overall Width including door mirrors. 2,100

Overall Height

with Roof Rails
1,580



Overall Length 4,355 (N line 4385)
Wheelbase 2,660



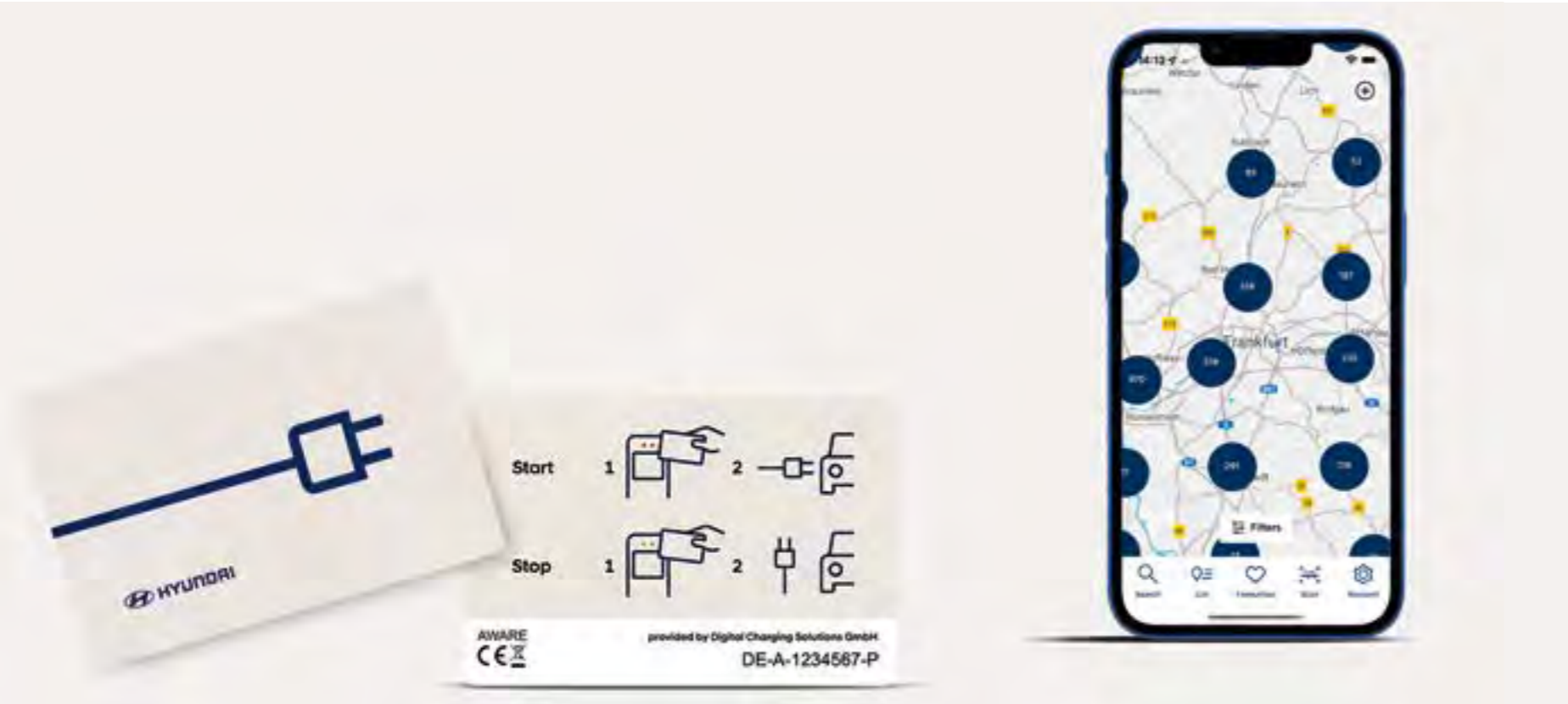
Unit : mm

Charge myHyundai.

Charging your electric vehicle has never been easier or more accessible. Welcome to Charge myHyundai: a comprehensive and easy-to-use public charging solution that gives you access to over 540,000 charge points in 29 European countries. Enjoy easy cross-border charging with one single contract through e-roaming. 1 App. 1 Card. 1 Invoice. That means no hassles thanks to a streamlined one-payment solution. And we offer several attractive tariff models to fit your needs. Just plug and charge – no app or charging card needed. The KONA Electric is equipped with the practical Plug & Charge feature.* Verification and charging takes place immediately upon charging cable connection and payment is made automatically upon completion of charging – saving you time and hassle. Charge myHyundai is currently available in sixteen European markets: Austria, the Czech Republic, Denmark, Finland, France, Germany, Ireland, Italy, Latvia, Netherlands, Norway, Poland, Slovakia, Spain, Sweden, Switzerland and the UK.

For more information, visit the Charge myHyundai website in your country: www.chargemyhyundai.com.

* In order to use Plug & Charge, the function needs to be enabled in the Charge myHyundai account. Plug & Charge is a third-party service and can only be used at charge points that are Plug & Charge ready, e.g. IONITY and BP Pulse.



IONITY high-power charging network.

IONITY makes long distance travel with electric vehicles the new normal. The company builds and operates a high-power charging network along Europe's highways, using state-of-the-art technology with a charging capacity of up to 350 kW. Drivers benefit from maximum charging speeds and short charging sessions while always being provided with 100% renewable energy for emission-free and carbon neutral driving. Through its participation in this joint venture as a shareholder, Hyundai will drive the expansion of IONITY across Europe, promoting the further adoption of zero-emission mobility. IONITY is part of Hyundai's pan-European public charging service, Charge myHyundai. Customers can easily find available charging stations using the on-board navigation system.

For more information visit the Charge myHyundai website in your country: www.chargemyhyundai.com.





Discover unlimited driving possibilities.

With up to 319 miles* of all-electric driving range – and the possibility to use your smartphone as your car key – the all-new KONA Electric gives you a new kind of freedom. Now bigger and bolder, it has evolved – growing wider and longer to provide maximised living space – without losing any of its iconic design identity. A dynamic combination of style and performance featuring the finest of cutting-edge technology, this compact SUV deserves a closer look. You can explore the unlimited driving possibilities online – or just stop by your local Hyundai retailer for a test drive and experience the difference yourself.

Discover more at [Hyundai.co.uk](https://www.hyundai.co.uk)

*Range according to WLTP combined cycle. Driving range may vary slightly depending on road conditions, your driving style and the temperature. It is also dependent on the type of tyres equipped. WLTP maximum electric range for all-new KONA Electric Ultimate 64.4kWh (FWD) 17" Wheels. Actual range may vary.